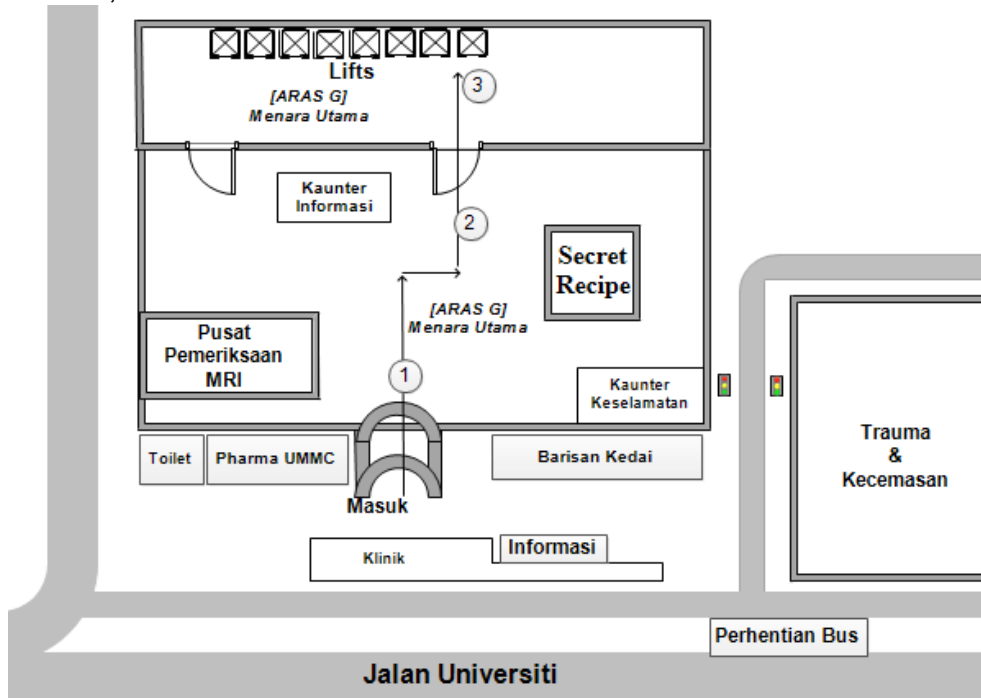


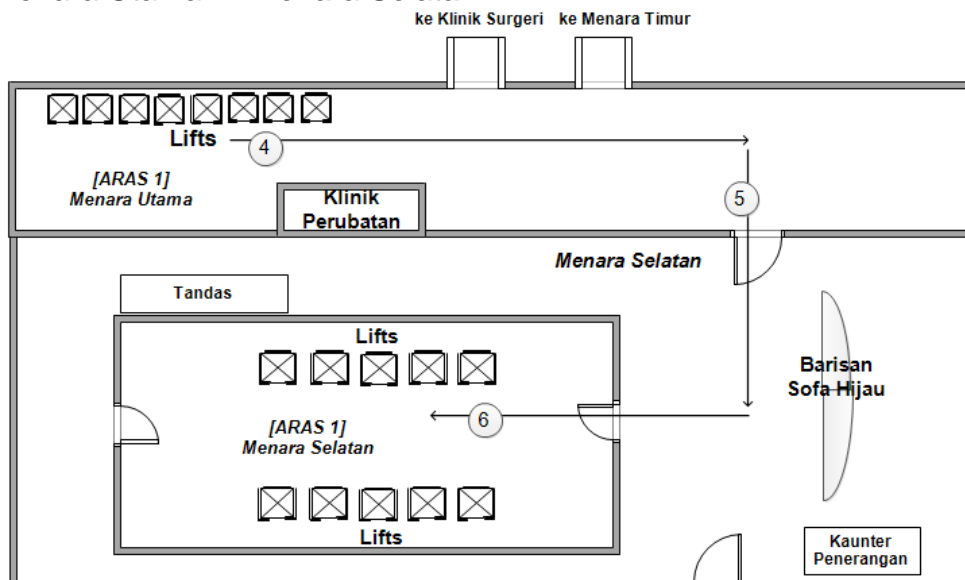
To TTE room [Level 7, Menara Selatan]

i. Level G, Menara Utama



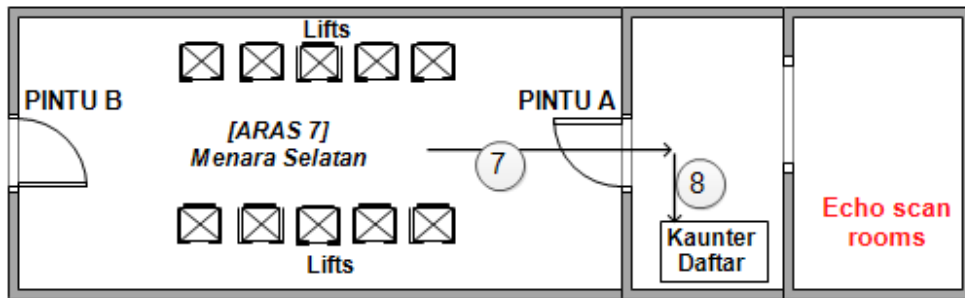
1. Enter through the arch-shaped corridor.
2. Walk straight towards the lifts at Level G, Menara Utama which is located behind the information counter.
3. Take the lift up to Level 1.

ii. Menara Utama → Menara Selatan



4. Get out from the lift at Level 1, turn *left* and walk towards Menara Selatan.
5. Enter the Menara Selatan entrance door which is located on your *right*.
6. Take the lift up to Level 7.

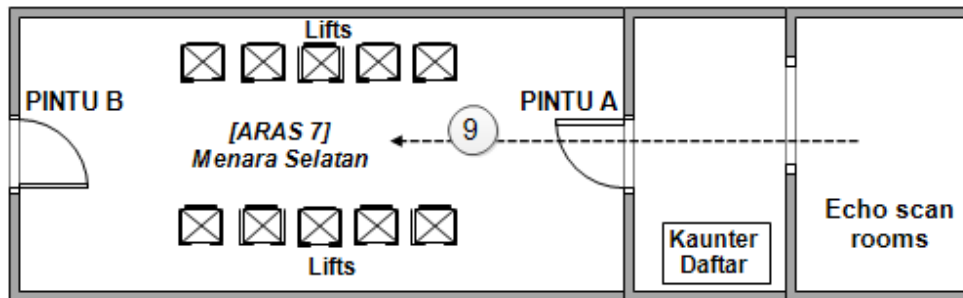
iii. Level 7, Menara Selatan



7. Get out from the lift at level 7, enter Door A.
8. Show your Form C at the registration counter. You will be called for your TTE scan in the TTE room.

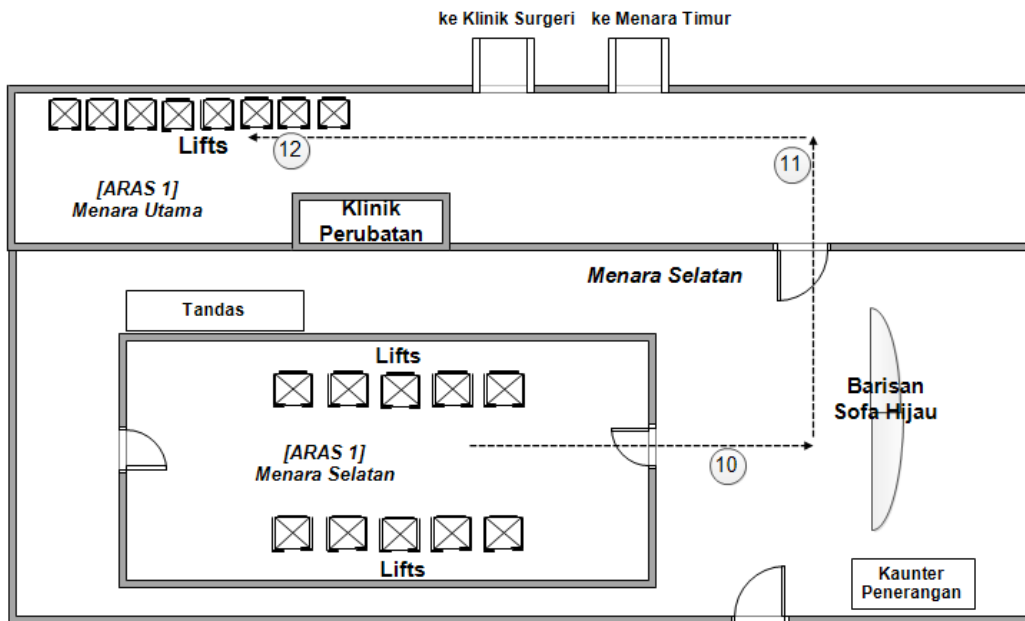
To MRI room [Level G, Menara Utama]

iv. Level 7, Menara Selatan



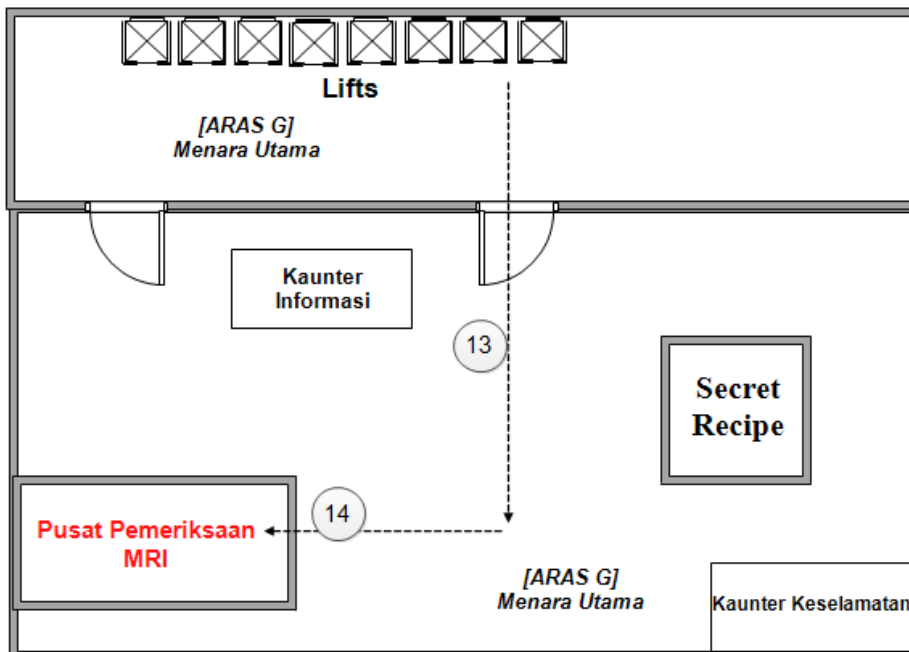
9. After completing the echo scan, get out through Door A and take the lift down to Level 1.

v. Menara Selatan → Menara Utama



10. Get out from the lift at Level 1. Turn *left* after passing through the door at the lift place, towards the entrance door of Menara Selatan.
11. After getting out of the Menara Selatan entrance door, turn *left* and walk towards Menara Utama.
12. Take lift down to Level G.

vi. Level G, Menara Utama



13. Get out from the lift at Level G. Walk straight, passing through Secret Recipe which is on your *left* hand side.
14. Enter MRI room which is located on your *right* hand side and show Form C at the counter. You will be called for your MRI scan here.